


Simply Stunning

Only the best is good enough. Surpassing existing technology, ROE Visual has developed the 4in1 mini LED in a 2.3 and 1.5 pixel pitch, exclusively available for Ruby. Stronger, less reflection and more contrast due to an optimized black body, the resulting colors are striking.



Advanced LED Technology for an Incredible Viewing Experience

How to comprise the latest technology into an advanced LED panel and translate that to an outstanding viewing experience? ROE Visual has done just that. The Ruby LED panels are a new generation of LED panels equipped with features that are beneficial from build to performance.

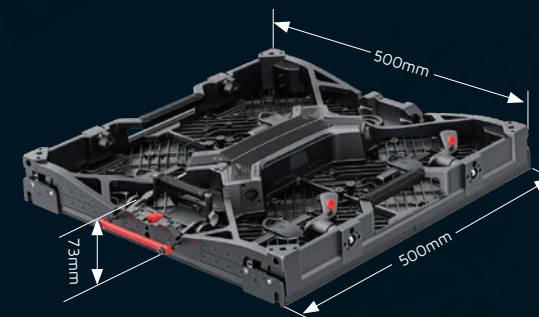
Specifications

Ruby	RB1.5	RB2.3	RB2.6
Pixel Pitch	1.56mm	2.31mm	2.604mm
Max Brightness Calibrated	800nits	1500nits	1500nits
Panel Dimension	500mm x 500mm x 73mm 19.7" x 19.7" x 2.87"	500mm x 500mm x 73mm 19.7" x 19.7" x 2.87"	500mm x 500mm x 73mm 19.7" x 19.7" x 2.87"
Panel Resolution (H x V)	320 x 320	216 x 216	192 x 192
Panel Weight	8.16kg; 17.99lbs	8.16kg; 17.99lbs	7.56kg; 16.67lbs
Power Consumption Max / Average	210W / 105W	180W / 90W	180W / 90W
BTU Max / Average	717/ 330	614 / 283	614 / 283
Transparency	Solid	Solid	Solid
Serviceability	Front / Rear	Front / Rear	Front / Rear
Curving (Concave & Convex) *1	Concave 5°-Convex 3°	Concave 5°-Convex 3°	Concave 5°-Convex 5°
Max. Hanging (panels) *2	20	20	20
Max. Stacking (panels) *3	12	12	12
LED Configuration	4 in 1 common cathode	4 in 1 common cathode	SMD 1515 Black
Viewing Angle Horizontal	140°	140°	140°
Viewing Angle Vertical	140°	140°	140°
Scan Ratio	1/16	1/12	1/12
Refresh Rate	3840Hz	3840Hz	7680Hz
Gray Scale	14bit	15bit	16bit
Frame Material	Magnesium Alloy	Magnesium Alloy	Magnesium Alloy
Processing Platform	MVR / Brompton	MVR / Brompton	MVR / Brompton
Operational Temp / Humidity	-20°-45°C, 10-90%RH -4°-113°F, 10-90%RH	-20°-45°C, 10-90%RH -4°-113°F, 10-90%RH	-20°-45°C, 10-90%RH -4°-113°F, 10-90%RH
Storage Temp / Humidity	-40°-60°C, 10-90%RH -40°-140°F, 10-90%RH	-40°-60°C, 10-90%RH -40°-140°F, 10-90%RH	-40°-60°C, 10-90%RH -40°-140°F, 10-90%RH
IP Rating	Indoor	Indoor	Indoor
Certifications	CE, ETL, FCC, RoHS	CE, ETL, FCC, RoHS	CE, ETL, FCC, RoHS
3D Ready	Yes	Yes	Yes

*Notes: The Specifications are for reference, actual values may vary.

1. Convex curving ability only applies to custom tiles.
2. The max. hanging amount is only valid when the ROE Visual hanging bar and complementary accessories are used and in an indoor situation, safety factor is 8. No climbing is allowed.
3. The max. stacking amount is only valid when the ROE Visual stacking system and complementary accessories are used, sufficient ballast is applied and in an indoor situation. No climbing is allowed.

Dimensions



www.roevisual.com

ROE Visual Co., Ltd. | ROE Visual US, Inc. | ROE Visual Europe BV
roe@roevisual.com | roe@roevisual.com | roe@roevisual.com



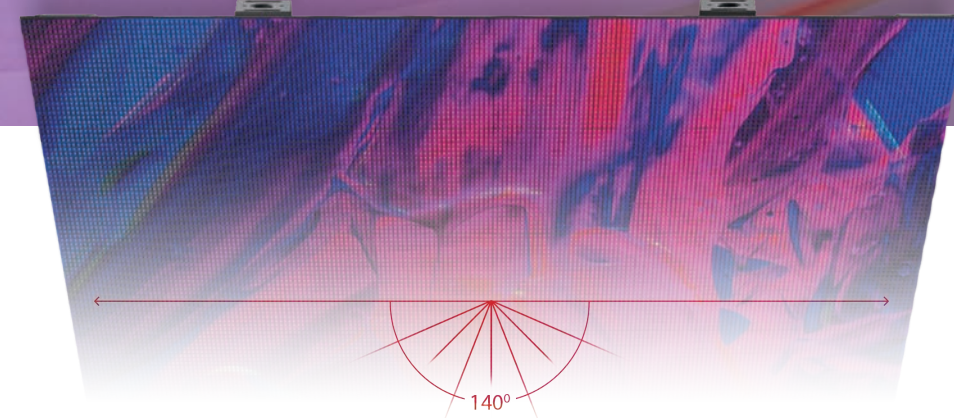
Ruby

Get Ready for the Next Generation

INDOOR LED PANELS



Your story, Visualised better than ever before



Cutting-Edge Common Cathode Technology


With its high-brightness LED performance, the Ruby panels give an excellent visual performance for both direct viewing and on-camera visuals. Using the common cathode technology, power consumption is reduced by 20-25%, resulting in optimum heat-dissipation. Due to this technology more brightness and less color differences in the LEDs makes the visual performance stable and brilliant.

Unprecedented Viewing Angle

The absence of any mask enables an unprecedented wide viewing angle. With its high-brightness LED performance, the Ruby panels give an excellent visual performance for both direct viewing and on-camera visuals.

Automatic Edge Protection

The Ruby LED panels incorporate automatic edge-protection on each panel corner, thereby reducing pixel damage drastically. The magnet-assisted assembly and vertically operated side locks with Z-axis correction make assembly quick, accurate and easy.



Easy Maintenance

With both front and rear module service, the Ruby panels are easy to maintain. The integrated PSU and Hub unit make repair and replacement of spare parts easy and cost-effective.

A Multitude of Shades of Black Coming Alive


With its improved grayscale Ruby offers precision imagery, showing black in endless scales and fluent gradients.

The New Standard for Stunning Visuals



Details that Matter. Individual LED Lens


Each 4in1 LED supports 4 individual lenses instead of on large one. This results in a remarkable LED performance, due to reduced glare and leads to a perfect on-camera performance of the LED screens. The enhanced black body between the individual LEDs creates more contrast and guarantees optimum brightness.



HDR supported LED technology

HDR

Common cathode technology for energy saving



Modular design PSU and HUB combined in one unit




High-brightness, 1500 nits



Front and rear module service



Unique strong 4in1 LEDs



HDR. True Colors

Sporting advanced driver ICs and LEDs with large color space, Ruby is fully HDR adaptive. Adding excellent color depth and great grayscale to your visuals.

Automatic edge-protection

